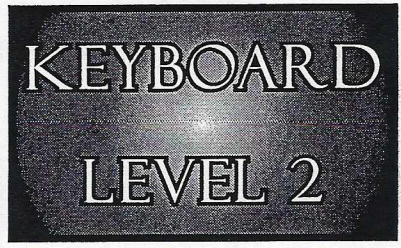


Student's Name _____
Teacher # _____ Branch _____



Perfect Score: 90
Number Incorrect: _____
Final Score: _____

Circle
Passing: 63 Y / N
Convention Eligibility: 72 Y / N

CERTIFICATE OF MERIT™

MUSICAL KNOWLEDGE EXAM

2010



KEYBOARD LEVEL TWO

EAR TRAINING - SET B

1. Name the key for each key signature. (6 points)

A grand staff with two systems of five-measure segments. The first system shows a treble clef with a key signature of one flat (Bb) and a bass clef with a key signature of one flat (Bb). The second system shows a treble clef with a key signature of two sharps (F# and C#) and a bass clef with a key signature of two sharps (F# and C#). The third system shows a treble clef with a key signature of one flat (Bb) and a bass clef with a key signature of one flat (Bb). The fourth system shows a treble clef with a key signature of two sharps (F# and C#) and a bass clef with a key signature of two sharps (F# and C#). The fifth system shows a treble clef with a key signature of two sharps (F# and C#) and a bass clef with a key signature of two sharps (F# and C#). The sixth system shows a treble clef with a key signature of two sharps (F# and C#) and a bass clef with a key signature of two sharps (F# and C#).

_____ minor _____ Major _____ Major _____ Major _____ Major _____ Major

2. Add sharps or flats (accidentals) to complete each scale. (5 points)

A Major

A single treble clef staff with seven whole notes: A4, B4, C5, D5, E5, F5, G5.

B \flat Major

A single treble clef staff with seven whole notes: B3, C4, D4, E4, F4, G4, A4.

G Major

A single bass clef staff with seven whole notes: G2, A2, B2, C3, D3, E3, F3.

a minor, harmonic form

A single bass clef staff with seven whole notes: A2, B2, C3, D3, E3, F3, G3.

E Major

A single bass clef staff with seven whole notes: E2, F2, G2, A2, B2, C3, D3.

3. Name each interval: 2nd, 3rd, 4th, 5th, 6th, 7th, or 8th (octave). (7 points)

5th
(example)

4. Write the letter name for each triad. Circle Major or minor for each one. The first one is done for you. (10 points)

C Major minor (example) Major minor Major minor Major minor Major minor Major minor Major minor

5. Check the name that is used for the I, IV and V chords. (1 point)

- Perfect triads
- Primary triads
- Andante triads

6. Check the Roman numeral for each triad. (4 points)

Key of: C Major G Major D Major F Major

I V V IV
 V IV I I

7. Write the following triads in the key of G Major. (3 points)

I

IV

V

8. Check the Roman numeral for each name. (3 points)

a. Tonic I
 IV

b. Dominant V
 IV

c. Subdominant V
 IV

9. Check the name for each cadence. (3 points)

I
 V
 Authentic
 Half
 Plagal

V
 I
 Authentic
 Half
 Plagal

IV
 I
 Authentic
 Half
 Plagal

10. Check the name for each note or rest. (6 points)

a. quarter note
 half note
 eighth note

d. eighth rest
 quarter rest
 whole rest

b. dotted half note
 dotted half rest
 half note

e. half rest
 eighth rest
 quarter rest

c. half rest
 eighth rest
 whole rest

f. dotted quarter note
 dotted half note
 dotted whole note

11. Write the number of beats each example receives in $\frac{4}{4}$ time. (6 points)

a. _____ beat(s)

c. _____ beat(s)

e. _____ beat(s)

b. _____ beat(s)

d. _____ beat(s)

f. _____ beat(s)


12. Check the correct counting for each example. (3 points)

a. 
 _____ 1 2 3 4 5 6 1 2 3 4 5 6
 _____ 1 2 3 4 5 6 1 2 3 4 5 6

b. 
 _____ 1 2 & 3 1 2 & 3
 _____ 1 & 2 3 1 & 2 3

c. 
 _____ 1 2 3 & 4 1 2 3 4
 _____ 1 2 3 4 & 1 2 3 4

13. Check the meaning for each of the following examples. (10 points)

- a. *sfz* _____ a sudden, sharp accent
 _____ very soft
- b. *ppp* _____ very, very soft
 _____ medium soft
- c. *mf* _____ very loud
 _____ medium loud
- d. *vivace* _____ slowly
 _____ quickly, lively
- e. *moderato* _____ moderate tempo
 _____ slowly
- f. *fff* _____ a sudden, sharp accent
 _____ very, very loud
- g. *allegro* _____ walking tempo
 _____ fast, quick, cheerfully, merrily
- h. *andante* _____ walking tempo
 _____ fast, quick, cheerfully, merrily
- i. *mp* _____ very soft
 _____ medium soft
- j.  _____ repetition
 _____ sequence

Andante

1 2 3 a. 4 b.

5 6 c. 2. 7 8

1. 3. 4.

Haydn: *Minuet*

Answer questions 14-22 about the music above. (14 points)

14. What is the key?

- G Major
 C Major
 F Major

15. How many beats are in each measure?

- 1
 2
 3

16. Which type of note receives one beat?

- 
 
 

(Minuet, cont.)

7. How fast will the music be played?
 walking tempo
 lively
 slowly

18. How many times will the music be played?
 one time
 two times
 three times

19. How loud will the music be played?
 softly
 medium loud
 loud

20. What type of rest is used in measure 8?
 whole rest
 half rest
 quarter rest

21. Check the name for each circled chord.
a. d minor
 a minor
 f minor

b. D Major
 A Major
 G Major

c. G Major
 C Major
 E Major

22. Name each boxed interval.
1. _____
2. _____
3. _____
4. _____

EAR TRAINING EVALUATION

This is your Level 2 ear training evaluation. Listen to each question and its musical example.
Circle your answer. Each example will be played two times. (9 points)

1. Major



minor



2. Legato touch

Staccato touch

3. Major



minor



4. Major



minor




5. Second




Sixth



6. Third



Seventh



7. A.



B.



8. A.



B.



9. Piano to Forte

Forte to Piano